



Take a closer look at what separates Johnson from the rest...




With more than 68 years of developing solutions to help professional tradesmen improve their work, Johnson products are trusted by professionals worldwide to help them work more accurately, more quickly and more reliably. Over the years, they have built a comprehensive portfolio of leveling, marking and layout tools which includes construction grade lasers, levels and squares.

In addition, Johnson is positioned to offer a broad spectrum of laser distance measures, measuring wheels, digital measuring tools, and digital levels and protractors. Like every product they supply, Johnson brand products are designed to offer a high quality tool that represents the highest value product available anywhere. Johnson has a reputation for exceptional service, education and everyday dependability to exceed expectations for quality and service.










JOB SITE TOUGH

SINCE 1947





PART NO.	ITEM	DESCRIPTION	BARCODE	IMAGE	
LASER LEVELS					
JOH-40-6164	803349	MAGNETIC TORPEDO LASER LEVEL <ul style="list-style-type: none"> Aluminium frame for superior accuracy and durability. Four vials read plumb, level, 45° and cross check. Built-in rotating head swivels to project laser dot, horizontal or vertical line. INCLUDES: Laser, 2 "AAA" alkaline batteries, instruction manual with warranty card, soft-sided pouch	049448271641		
		TECHNICAL SPECIFICATIONS			
		Leveling Method			Manual (Vials)
		Laser Wavelength			650nm±10nm (Red)
		Laser Classification			Class IIIa
		Maximum Power Output			≤5mW
		Accuracy			±1/8"/50 ft. (±1mm/5m)
		Interior Range			Up to 100 ft. (30m) depending upon light conditions
		Power Supply			2 "AAA" alkaline batteries (included)
		Battery Life			Approximately 30 hours continuous use
		Dimensions			7.5" x 2.12" x .75" (190 x 54 x 19mm)
		Weight			0.7 lbs. (0.3kg)
Working Temperature	14°F to 113°F (-10°C to +45°C)				
Centre Screw Thread	1/4"-20				
JOH-40-6184	803350	3-BEAM DOT MAGNETIC TORPEDO LASER <ul style="list-style-type: none"> Precision crafted anodized, machined aluminium frame for superior accuracy and durability. Four vials read plumb, level, 45°, and cross check. Three 90° beams emit simultaneous level, plumb and square reference points. Strong magnetic base, tripod mount, and V-groove frame for maximum versatility. Leveling base included 	049448061846		
JOH-40-6616	803352	TILING / FLOORING LASER <ul style="list-style-type: none"> Generates two lines on the floor at a 90° angle for surface layout including tile, stone, brick, carpet and hardwood flooring. Projects two laser beams over wet mastic or concrete. Angles are easily established with the built-in protractor INCLUDES : Laser, 2 "AA" alkaline batteries, floor target, instruction manual with warranty card, soft-sided pouch	049448066162		
		TECHNICAL SPECIFICATIONS			
		Laser Wavelength:			635nm ±10nm (Red)
		Laser Classification			Class IIIa
		Maximum Power Output			≤5mW
		Accuracy			±1/8"/30 ft. (±4mm/10m)
		Interior Range			Up to 30 ft. (9m) depending upon light conditions
		Power Supply			2 "AA" alkaline batteries (included)
		Battery Life			Approximately 30 hours continuous use
		Dimensions			6.12" x 6.12" x 1.93" (155 x 155 x 49mm)
		Weight			0.55 lbs. (0.25kg)
		Working Temperature			14°F to 113°F (-10°C to 45°C)

PART NO.	ITEM	DESCRIPTION	BARCODE	IMAGE	
LASER LEVELS					
JOH-40-6650	803354	SELF-LEVELING CROSS-LINE LASER <ul style="list-style-type: none"> • 0-6650 is a two beam red cross-line laser Self-leveling. • Projects one horizontal, vertical or cross-line beam separately or simultaneously. Visual out of level indicator. • Multi-functional elevating magnetic bracket with rare earth magnets for use on walls, metallic surfaces or tripod. • While on the bracket, the laser can be raised or lowered 2-1/2" and rotate 360°. INCLUDES: Laser, multi-functional elevating magnetic bracket, mounting strap, 3 "AA" alkaline batteries, instruction manual with warranty card, soft-sided pouch	049448066506		
		TECHNICAL SPECIFICATIONS			
		Leveling Method	Self-Leveling (Pendulum)		
		Laser Wavelength	532nm±10nm (Green), 635nm±10nm		
		Laser Classification	≤5mW		
		Maximum Power Output	5mW		
		Accuracy	±1/8"/35 ft. (±3mm/10m)		
		Interior Range	Up to 150 ft. (45m) depending upon light conditions		
		Self-Leveling Range	±3°		
		Power Supply	3 "AA" alkaline batteries (included)		
		Battery Life	Approximately 20 hours continuous use		
		Dimensions	4.12" x 1.93" x 4.12" (104 x 49 x 104mm)		
		Weight	1.50 lbs. (0.7 kg)		
		Working Temperature	14° to 113°F (-10°C to 45°C)		
		Centre Screw Thread	5/8"-11; 1/4"-20		
IP Protection Class	55				
LEVEL					
BOX DIGITAL					
<ul style="list-style-type: none"> • IP 65 dust and waterproof. Extremely accurate with 0.05° at 0° and 90°. • Angle inclination in 5 construction languages - units of measure. (degrees, percent, in/ft (fractional), in/ft (decimal), mm/m). • Quick horizontal and vertical calibration. • Automatic digit inversion for overhead measurements. • Reference function making any slope "0.0". • Hold function locks measurement on the LCD. • Working range on angle measurement 4 x 90°. INCLUDES: Digital level, instruction manual, soft-sided pouch 					
JOH-1880-2400	803341	BOX LEVEL WATERPROOF DIGITAL LEVEL ELECTRONIC 600mm	049448188024		
JOH-1880-4800	803342	BOX LEVEL WATERPROOF DIGITAL LEVEL ELECTRONIC 1200mm	049448188048		
		TECHNICAL SPECIFICATIONS for 2400 & 4800			
		Display Range	4 x 90°		
		Resolution	0.05° or 0.1°		
			0.09% or 0.2%		
			1/8"		
			0.125"		
			0.9mm/m or 2mm/m		
		Accuracy	±0.05° for 0° and 90°, ± 0.1° for other angles		
		Power Supply	2 "AAA" alkaline batteries (not included)		
		Units of Measure	Degrees, percent, in/ft (fractional), in/ft (decimal), mm/m		
		Battery Life	Approximately 100 hours continuous use		

PART NO.	ITEM	DESCRIPTION	BARCODE	IMAGE
LEVEL				
BOX				
<ul style="list-style-type: none"> Aluminum box beam frame for durability • Precision milled edges assure frame accuracy Solid block acrylic vials won't fog, leak, or break • Ergonomic rubberized hand grips Anti-slip/anti-shock end caps protect frame 				
JOH-1705-2400	803881	ALUMINIUM BOX LEVEL 600mm	049448120529	
JOH-1705-4800	803882	ALUMINIUM BOX LEVEL 1200mm	049448120543	
JOH-1735-2400	803539	ALUMINIUM BOX LEVEL WITH HANDLES 600mm 0.5mm/m Accuracy / 0.75mm/m inverted	049448173525	
JOH-1735-4800	803540	ALUMINIUM BOX LEVEL WITH HANDLE 1200mm 0.5mm/m Accuracy / 0.75mm/m inverted	049448173549	
<ul style="list-style-type: none"> SurroundView® vials reflect ambient light for easy-read. • Screwed on hand grips stay on tool. Solid block acrylic vials won't fog, leak or break. • Protective end-caps. 0.5mm/m Accuracy / 0.75mm/m inverted. 				
JOH-1741-2400	803541	PROFESSIONAL BOX LEVEL ALUMINIUM WITH HANDLE 600mm	049448174126	
JOH-1741-4800	803542	PROFESSIONAL BOX LEVEL ALUMINIUM WITH HANDLE 1200mm	049448174140	
JOH-1741-7200	803543	PROFESSIONAL BOX LEVEL ALUMINIUM WITH HANDLE 1800mm	049448174171	
<ul style="list-style-type: none"> 0.4mm/m (0.5mm/m Inverted) • Accuracy GloView in Level vial position • Removable End Caps with Wall Grips Screwed on Hand Grips that will not fall out • Radiused Centre Vial for Easy Viewing 				
JOH-1717-2400	803875	BOX BEAM LEVEL HEAVY DUTY PROFESSIONAL 600mm	049448171729	
JOH-1717-3200	803876	BOX BEAM LEVEL HEAVY DUTY PROFESSIONAL 800mm	049448171736	
JOH-1717-4800	803878	BOX BEAM LEVEL HEAVY DUTY PROFESSIONAL 1200mm	049448171743	
JOH-1717-7200	803879	BOX BEAM LEVEL HEAVY DUTY PROFESSIONAL 1800mm	049448171774	
JOH-1717-9600	803880	BOX BEAM LEVEL HEAVY DUTY PROFESSIONAL 2400mm	049448171798	
LEVEL				
I BEAM				
<ul style="list-style-type: none"> Aluminium frame. Quik-Change™ replaceable vial covers. • Durable easy-read acrylic vials are impact resistant. V-groove edge. VIAL CODE: P-L-45° 				
JOH-243	803309	I BEAM STANDARD LEVEL ALUMINIUM - 3 VIAL 600mm	049448243006	
JOH-483	803313	I BEAM STANDARD LEVEL ALUMINIUM - 3 VIAL 1200mm	049448483006	
I BEAM - STRUCTO CAST				
<ul style="list-style-type: none"> Tough Structo-Cast® frame is non-conductive and will not scratch fine wood or painted surfaces. Durable easy-read acrylic vials are impact resistant. Quick-Change replaceable vial covers. 				
JOH-53-011	803461	I BEAM STRUCTO-CAST LEVEL 600mm GLO LIME- 3 VIAL	049448530113	
JOH-53-012	803462	I BEAM STRUCTO-CAST LEVEL 1200mm GLO LIME- 3 VIAL	049448530120	
JOH-7724-O	803359	LEVEL I BEAM STRUCTO-CAST 600MM ORANGE - 3 VIAL	049448773503	
JOH-7736-O	803360	LEVEL I BEAM STRUCTO-CAST 900MM ORANGE - 3 VIAL	049448773626	
JOH-7748-O	803361	LEVEL I BEAM STRUCTO-CAST 1200MM ORANGE - 3 VIAL	049448774524	











P = Plumb / L = Level / MP = Multi-Pitch®









PART NO.	ITEM	DESCRIPTION	BARCODE	IMAGE
LEVEL				
TORPEDO				
<ul style="list-style-type: none"> • Strong holding magnetic edge allows for hands-free use on ferrous metal surfaces. • Oversized aluminium reinforced frame. SurroundView® vials reflect ambient light for easy-read. • V-groove frame fits on pipe and conduit. SurroundView® reflects ambient light for easy-read in dimly lit work environments. • Top-read window for easy viewing. • Tapered ends assure an easy fit into tool belts. VIAL CODE: P-L-45° 				
JOH-1401-0900	803334	TORPEDO LEVEL MAGNETIC REINFORCED ALUMINIUM - 3 VIAL 230mm	049448140107	
JOH-1401-1200	803335	TORPEDO LEVEL MAGNETIC REINFORCED ALUMINIUM - 4 VIAL 300mm	049448140114	
JOH-1402-0900	803336	TORPEDO LEVEL ORANGE STRUCTO-CAST - 3 VIAL 230mm <ul style="list-style-type: none"> • High impact frame is non-conductive and non-corrosive • V-groove frame fits on pipe and conduit. VIAL CODE: P-L-45°	049448140206	
JOH-1405-0900	803337	MAGNETIC TORPEDO LEVEL ALUMINIUM 3 VIAL BULK/CUT CASE 230mm <ul style="list-style-type: none"> • Rubber magnetic edge allows for hands-free use on ferrous metal surfaces. • Reinforced aluminium frame. • V-groove frame fits on pipe and conduit. • Top-read window for easy viewing. High impact panels. VIAL CODE: P-L-45°	049448140510	








P = Plumb / L = Level / MP = Multi-Pitch®









PART NO.	ITEM	DESCRIPTION	BARCODE	IMAGE
LEVEL				
BULLSEYE				
JOH-100	803305	BULL'S-EYE LEVEL <ul style="list-style-type: none"> • Levels in all directions, • Durable acrylic body with mounting holes, • Use for leveling appliances, electronic equipment or RV's 	04944810002	
CROSS CHECK				
JOH-125	803308	CROSS CHECK LEVEL - 2 VIAL <ul style="list-style-type: none"> • Levels in horizontal and vertical planes simultaneously. • High-impact body with mounting holes. • Durable acrylic vials are impact resistant. • Use for leveling appliances, electronic equipment and RV's 	049448125005	
LINE				
JOH-555	803315	ALUMINIUM LINE LEVEL 75mm <ul style="list-style-type: none"> • Durable aluminium hexagonal body. • Lightweight construction reduces line sag. • Unrestricted hooks allow for easy movement. • Use for masonry, landscape and sheet metal work. 	049448555000	
JOH-53-002	803376	GLOLIME LINE LEVEL <ul style="list-style-type: none"> • Durable level vial is impact resistant • Lightweight construction reduces line sag • Unrestricted hooks allows for easy movement on line • Use for masonry, landscape and sheet metal work 	049448530021	
POCKET				
JOH-500	803314	POCKET LEVEL W/MAGNETIC PICKUP <ul style="list-style-type: none"> • Strong magnetic pickup tip. • Durable acrylic vial reads level. • High-impact body. • V-groove edge fits on pipe and conduit. Metal pocket clip. 	049448500000	
POST				
JOH-53-001	803375	GLOLIME POST LEVEL <ul style="list-style-type: none"> • Durable moulded body • Rugged acrylic vials read plumb and level simultaneously • Reflective backing increases vial visibility • Rubber strap allows hands free use quickly attaches to any post, pole or stringer 	049448530011	
ANGLE FINDER				
JOH-700	803316	MAGNETIC ANGLE LOCATOR <ul style="list-style-type: none"> • High-impact moulded body • Easy-to-read increments read 0-90° in all four quadrants printed on durable acrylic lens • Extra-strong, ceramic magnet adheres to ferrous metal surfaces • V-groove edge fits on pipe and conduit • Inch and metric graduations 	049448700004	
PITCH & SLOPE LOCATOR				
JOH-750	803573	PITCH & SLOPE LOCATOR <ul style="list-style-type: none"> • High-Impact moulded body • Easy-to-read increments from 0-90 degrees printed on durable acrylic lens • Printed scale reads pitch in inch rise per 12' run without conversion tables 	049448750023	

PART NO.	ITEM	DESCRIPTION	BARCODE	IMAGE
BEVEL				
JOH-1913-1000	803345	PROFESSIONAL ALUMINIUM T-BEVEL 250mm <ul style="list-style-type: none"> • Heavy duty adjustable stainless steel blade will not rust or corrode • Heavy duty solid aluminum handle • Durable locking nut holds blade securely in place 	049448191314	
JOH-B75	803366	STRUCTO-CAST HANDLE T-BEVEL 200mm <ul style="list-style-type: none"> • Heavy duty adjustable stainless steel blade will not rust or corrode • Durable Structo-Cast® high-impact handle with hand grip • Durable locking nut holds blade securely in place 	049448275007	
STRAIGHT EDGE				
JOH-J48EM	803374	STRAIGHT EDGE ALUMINIUM Inch/Metric 1200mm <ul style="list-style-type: none"> • Heavy duty extruded aluminium straight edge. • Screened, thermal-bonded black graduations in 1/200mm, 1/16" and 2mm. • Bold, easy-to-read graduations and numbers. • Clear protective anodized finish. 	049448548361	
SQUARES				
JOH430	804477	CARPENTERS SQUARE STEEL 200 x 300mm <ul style="list-style-type: none"> • 12" body x 8" tongue, 1/8" thick • Permanently stamped numbers and 1/8" graduations • Rugged steel construction with epoxy anti-rust coating 	049448430000	
JOHCS10	804478	CARPENTERS SQUARE PROFESSIONAL STEEL 200 x 300mm <ul style="list-style-type: none"> • 12" x 1-1/2" body x 8" x 1" tongue, 1/8" thick • EZ Read® permanent thermal bonded numbers and 1/16", 1/8" graduations • Rugged steel construction with low glare, anti-rust powder coating 	049448270101	
JOH-CS2	804116	CARPENTER SQUARE STEEL, METRIC 400mm x 600mm <ul style="list-style-type: none"> • 600mm x 50mm body, 400mm x 38mm tongue, 3mm thick • Permanently stamped numbers and 3mm graduations, Rafter and Essex Board Measures, • Rugged steel construction with epoxy anti-rust coating 	049448272006	
JOH-CS3	803369	CARPENTER SQUARE STEEL, METRIC 400mm x 600mm <ul style="list-style-type: none"> • 600mm x 50mm body, 400mm x 38mm tongue, 3mm thick • Permanently stamped numbers and mm graduations • Rugged steel construction with epoxy anti-rust coating 	049448273003	
JOH-CS8	803370	CARPENTER SQUARE ALUMINIUM, METRIC 400 x 600mm <ul style="list-style-type: none"> • 600mm x 50mm body, 400mm x 38mm tongue, 3mm thick • Permanently stamped numbers and 3mm graduations • Aluminum construction with anodized finish, will not rust or corrode 	049448278008	

PART NO.	ITEM	DESCRIPTION	BARCODE	IMAGE
SQUARES				
JOH-406EM-S	803355	COMBINATION SQUARE METAL HEAVY DUTY PROFESSIONAL 6" INCH/METRIC <ul style="list-style-type: none"> • Auto-Lock™ blade assembly • Stainless steel blade with permanently etched graduations 1/8", 1/16", 1/32", mm • Heavy duty cast zinc head with black, chip-resistant e-coating finish • CNC machined square head for greater accuracy • Hardened, screw-in scriber won't fall out • Durable acrylic vial Features a self-aligning drawbolt, etched stainless steel blade with 1/8", 1/16", 1/32" and mm graduations, heavy duty 45° and 90° precision machined square head and a hardened removable scriber. A combination square is a tool used for multiple purposes in woodworking, stone masonry and metal working. A combination square can reliably measure 90° and 45° angles. The 45° angle is used commonly in creating mitre joints. It can be used to determine flatness on a board known as the face side. It can be a rudimentary level for approximating level surfaces. A combination square can be used as a depth gauge or to transfer dimensions and the scriber can be used for marking the work surface	049448063673	
JOH-400EM-S	803347	COMBINATION SQUARE HEAVY DUTY PROFESSIONAL INCH/METRIC METAL 300mm <ul style="list-style-type: none"> • Auto-Lock™ blade assembly • Steel blade with permanently stamped graduations Metric / Inch • Heavy duty cast zinc head with black, chip resistant e-coating finish • CNC machined square head for greater accuracy • Hardened, screw-in scriber won't fall out • Durable acrylic vial 	049448003679	
JOH-420EM-S	803357	COMBINATION SQUARE HEAVY DUTY PROFESSIONAL 400mm INCH/METRIC <ul style="list-style-type: none"> • Auto-Lock™ blade assembly • Stainless steel blade with permanently etched graduations 1/8", 1/16", 1/32", mm • Heavy duty cast zinc head with black, chip-resistant e-coating finish • Hardened, screw-in scriber won't fall out • Durable acrylic level vial 	049448203673	
JOH-415EM	803356	COMBINATION SQUARE STRUCTO-CAST PROFESSIONAL INCH/METRIC 300mm <ul style="list-style-type: none"> • Steel blade with permanently stamped graduations Metric / Inch • Heavy duty Structo-Cast® moulded head • Durable acrylic vial 	049448415366	



PART NO.	ITEM	DESCRIPTION	BARCODE	IMAGE
SQUARES				
JOH-JTS1200HD	803379	DRYWALL SQUARE HEAVY DUTY 1200mm Unique rivet assembly, permanently "bonds" head to blade <ul style="list-style-type: none"> • Head will stay square for life of product • Extruded aluminium 1/200mm blade and head thickness • Clear protective anodized finish will not rust or corrode • Screened, thermal-bonded black graduations • Large, bold easy reading graduations 	049448587128	
JOH-JTS1350HD	803380	DRYWALL SQUARE HEAVY DUTY 1350mm <ul style="list-style-type: none"> • Unique rivet assembly, permanently "bonds" head to blade • Head will stay square for life of product • Extruded aluminium 3/16" blade and head thickness • Clear protective anodized finish will not rust or corrode • Screened, thermal-bonded black mm graduations • Large, bold easy reading graduations 	049448587138	
JOH-1956-1800	803346	PRO METRIC JOHNNY SQUARE EASY-READ ALUMINIUM RAFTER SQUARE WITHOUT MANUAL 180mm <ul style="list-style-type: none"> • Solid aluminum body for assured durability and precision • CNC machined edges for guaranteed accuracy • EZ Read™ laser etched graduations and numbers are highly visible • Thick edge is useful as a saw guide • Continuous scribing notches - from 2cm to 12cm • Low glare, E-Z™ Read protective anodized finish • cm scale reads from 3cm to 10cm 	049448195619	
JOH-53-026	803377	RAFTER ANGLE SQUARE MOULDED GLOLIME 180mm <ul style="list-style-type: none"> • Durable, light weight Structo-Cast® high-impact moulded frame • Permanent moulded graduations for quick and easy measurements • Unique centring feature for circles • Thick edge is useful as a saw guide • Built-in scribe notches (300mm versions) Fluorescent easy-to see colors 	049448530267	
JOH-1958-0200	803463	ALUMINIUM TRY SQUARE PROFESSIONAL METRIC 200mm <ul style="list-style-type: none"> • Heavy duty solid aluminum handle • Heavy duty stainless steel blade will not rust or corrode • Graduations are permanently etched in mm increments 	049448195800	
JOH-451	803312	TRY & MITRE SQUARE INCH/METRIC STRUCTO-CAST HANDLE 200mm <ul style="list-style-type: none"> • Structo-Cast® handle is durable and lightweight • Durable stainless steel blade features etched 1/200mm and cm graduations for readability and durability, • Measures 45° and 90° angles 	049448451005	

PART NO.	ITEM	DESCRIPTION	BARCODE	IMAGE
STAIR GAUGE				
JOH-405	803311	BRASS STAIR / SQUARE GAUGE SET 2/CARD <ul style="list-style-type: none"> • Flush mounted thumbscrews • Used for repeat angle cuts for stairs and rafters • Attaches to all standard framing and carpenter squares 	049448405008	
PENCILS - CARPENTERS				
JOH-CPB-72	803368	BULK CARPENTER PENCIL - 72PCS <ul style="list-style-type: none"> • Flat design will not roll • Easy to sharpen medium graphite lead • 7" length x 1/2" width 	049448270019	
PLUMB BOB				
JOH-108	803306	8oz BRASS PLUMB BOB <ul style="list-style-type: none"> • Brass body • Corrosion resistant lacquer finish • Replaceable hardened steel tip • Removable cap for easy, centred string installation 	049448108008	
JOH-116	803307	16oz BRASS PLUMB BOB <ul style="list-style-type: none"> • Brass body • Corrosion resistant lacquer finish • Replaceable hardened steel tip • Removable cap for easy, centred string installation 	049448116003	
TAPE				
• Fluorescent colors • Durable plastic remains pliant in cold weather • Rolls individually labeled and UPC'd				
JOH-3301-L	803888	Flagging Tape Glo Lime	049448330140	
JOH-3301-P	803889	Flagging Tape Glo Pink	049448330133	
CRAYONS				
• Lead free, non-toxic, • Weather and fade resistant • Fit Peterson holder • 12 crayons per box				
JOH-3512-B	803884	Blue Lumber Crayon	049448351220	
JOH-3512-K	803885	Black Lumber Crayon	049448351251	
JOH-3512-R	803886	Red Lumber Crayon	049448351275	
JOH-3512-Y	803887	Yellow Lumber Crayon	049448351299	
MERCHANDISERS				
JOH-LR8	803465	LEVEL FLOOR MERCHANDISER	049448999040	
JOH-SR5	803381	WIRE SQUARE MERCHANDISING RACK	049448999026	



Kwikgauge Brick Tape 8mtr x 25mm

KGTBT20151 - 803826

- Estimate brick quantities prior to & during building construction
- Chase bonds on concrete on footings & concrete slabs for setting up door jams & opening to suit brickwork
- Get correct placement of windows, sliding doors and door jams in frames prior to commencement of brickwork
- Set out brick gauge - no more pigs!
- Set out height of windows & doors
- Set out windows to suit bond
- Avoid unsightly 3/4 cuts



PART NO.	ITEM	DESCRIPTION	BARCODE	IMAGE
KGTBT20151	803826	KWIKGAUGE BRICK TAPE 8M x 25MM	9337103318192	
KGTBT20152	803827	KWIKGAUGE BLOCK TAPE 8M x 25MM	9337103318406	
KGTBT20153	803828	KWIKGAUGE BRICK TAPE WA 8M x 25MM	0797776063789	

Kwikgauge Brick Tape - WA

KGTBT20153 - 803828

8mtr x 25mm

Suitable For Western Australia

- Estimate brick quantities prior to & during building construction
- Chase bonds on concrete on footings & concrete slabs for setting up door jams & opening to suit brickwork
- Get correct placement of windows, sliding doors and door jams in frames prior to commencement of brickwork
- Set out brick gauge - no more pigs!
- Set out height of windows & doors
- Set out windows to suit bond
- Avoid unsightly 3/4 cuts



Kwikgauge Block Tape

KGTBT20152 - 803827

8mtr x 25mm

- Correctly position starter bars for both standard and H blocks
- No more need to bend starter bars!
- No more angry bricklayers!






PHILADELPHIA PATTERN

Philadelphia pattern trowels are better suited for laying block because they allow for more mortar to be placed on the blade



LONDON PATTERN

London pattern trowels are the standard blade type for laying brick.



WIDE LONDON PATTERN

Wide London pattern trowels can be used for laying brick or block. The rounded heel places the mortar further forward on the blade than the Philadelphia style trowels.

When you purchase a MARSHALLTOWN® Brick Trowel There Are No Surprises

No other brick trowel manufacturer can match MARSHALLTOWN's commitment to providing consistent quality.


- It all starts with our steel; a proprietary formula developed for the unique requirements of a brick trowel. We take our steel and carefully forge and heat treat it into brick trowels by using state of the art equipment that we have developed and refined into a unique factory dedicated to making the best brick trowels in the world.
- Our handle rise is always set at precisely the same angle. We hold extremely tight tolerances on blade thickness to maintain consistent flexibility and strength on every trowel we sell.
- We precisely maintain blade chemistry and hardness to guarantee that your trowel will perform better than expected. This all means that every single MARSHALLTOWN brick trowel we make is great. Most manufacturers can make a few good brick trowels, and maybe even one or two great ones. But they also make bad trowels, and you have to suffer through those bad trowels to get the few good ones. Choosing a MARSHALLTOWN brick trowel means that you choose to get a great brick trowel every time, so there are no surprises.

See our Marshalltown catalogue for full range

WHITE INTERNATIONAL PTY LTD

60 Ashford Ave Milperra NSW 2214
PO Box 304 Milperra LPO NSW 2214
Phone 02 9783 6000 Fax 02 9783 6001
Customer Service Hotline 1300 780 876
Email Sales: sales@whiteint.com.au
General info: info@whiteint.com.au
www.whiteint.com.au

Download a PDF copy of this brochure



P_AUS_T_JOHNSON LEVEL-E_CA_2016

